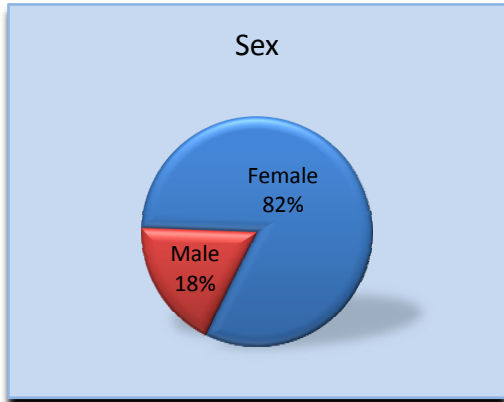
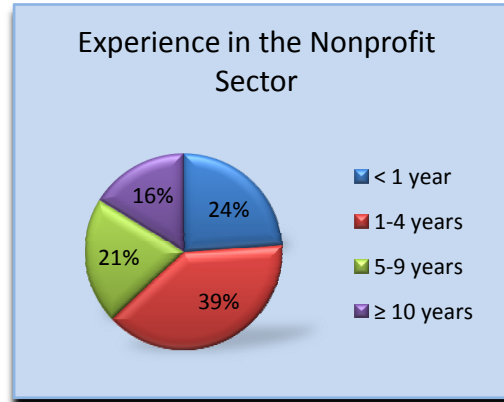


CFNPS SUMMIT DEMOGRAPHICS AT A GLANCE



From one city to the next, Summit attendees have been predominantly female.



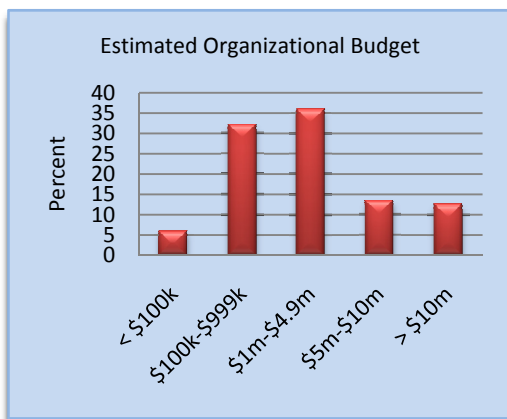
Generally speaking, attendees usually have less than five years of experience in the nonprofit sector.

Seniority Level	
Level	Percent
Director or Deputy Director	33.1
Manager	20.5
Coordinator	13.8
Executive Director/CEO/COO	13.0
Associate	8.5
President or Vice President	3.4
Board member	1.7
Consultant	.7
Intern	.5
Others	4.8

Although there is some variation by location, attendees tend to be Directors, Deputy Directors, or Managers.

Area of Organization	
Level	Percent
Fundraising/Development	58.2
Management	15.8
Programs	7.5
Communications	4.9
Operations	4.6
Board	2.4
Others	6.6

Most attendees are responsible for fundraising and development.



Approximately 75% of all Summit attendees come from organizations with annual budgets under \$5 million dollars.

Organizational Mission	
Level	Percent
Education	23.3
Human services	21.1
Health	15.1
Arts/culture/humanities	10
Community development	6.3
Environment and Animals	5.3
Religion	3.5
Other	12.6

Those representing education and human services tend to comprise the attendee population.